A photograph of a large industrial warehouse interior. The space is filled with tall, multi-level metal shelving units. A woman wearing a dark, long coat and a headscarf is walking towards the camera on a walkway. The lighting is industrial, with a long strip of lights visible in the background.

Instruction Manual for Multi-level Walkway and Mezzanine Flooring

Table of Contents

Content

- Care and Maintenance | Note to Installer
- Common Installation Mistakes
- EcoBoard HDUMR® Installation Instructions
- Limited Warranty

Care and Maintenance

EcoBoard HDUMR® floor provides long-lasting durability, but must be properly installed and maintained to avoid costly floor problems, repairs and hazards that may potentially void all product warranties.


ALSO AVOID PROLONGED SOAKING, HOSING DOWN, OR WETTING OF ALL ECOBOARD HDUMR® PRODUCTS. EcoBoard HDUMR® (unfinished) will clean up similar to other unfinished wood products.

Note: All cracks and holes should be investigated since these are primarily due to loads in excess of EcoBoard HDUMR® recommendations. Excessive load damage to EcoBoard HDUMR® panels cannot always be repaired, and may need to be replaced. Please contact us and we will be happy to assist you in determining the cause of the panel damage and how best to repair it in accordance with the EcoBoard HDUMR® product warranty.

Note To Installers

EcoBoard HDUMR® is not intended for exterior applications. **ECOBOARD HDUMR® PRODUCTS NOT INSTALLED IN ACCORDANCE WITH THE FOLLOWING INSTRUCTIONS WILL VOID ALL WARRANTIES.** EcoBoard HDUMR® panels must be kept dry during transit and storage. Panels should be stored flat in a level position.

EcoBoard HDUMR® should be installed over an approved corrugated metal deck or an existing mezzanine floor surface. Refer to page 4 to confirm metal deck is properly fastened down per approved installation instructions. Substructures must be capable of supporting the loads in the chart below. Failure of substructure may result in local failure of EcoBoard HDUMR®. A minimum of 20 gauge steel is required when using corrugated metal B Deck or N Deck. 18 gauge is required for loads exceeding 2,500lbs. Also, please note that the the surfacing like laminate, Veneer, vinyl sheet etc. are not covered under 10 year warranty. Wear and tear of surface is based on material used and can be directly taken from the material supplier.

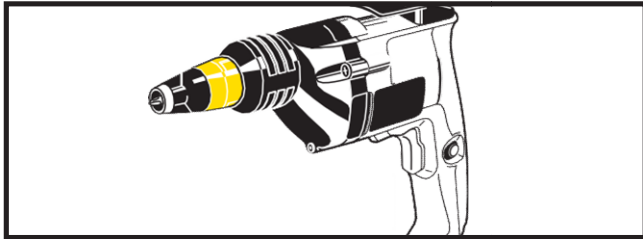


CONFIRM THAT THE WEIGHT OF THE UNIT WILL NOT EXCEED THE CAPACITY OF THE PANEL PRIOR TO MOVING IT ACROSS A FINISHED ECOBOARD HDUMR® FLOOR. THESE VALUES ARE BASED ON A STANDARD MANUAL PALLET JACK.


Product	USL(in mm)	UDL(Kg/m ²)
EcoBoard HDUMR® 25mm	600mm	300 to 549
EcoBoard HDUMR® 30mm	600mm	550 to 749
EcoBoard HDUMR® 35mm	600mm	750 to 900



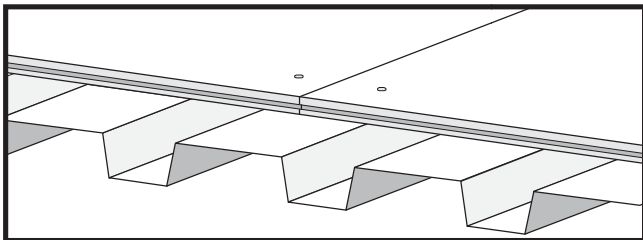
Common Installation Mistakes That Can Void Your 10-Year Product Warranty



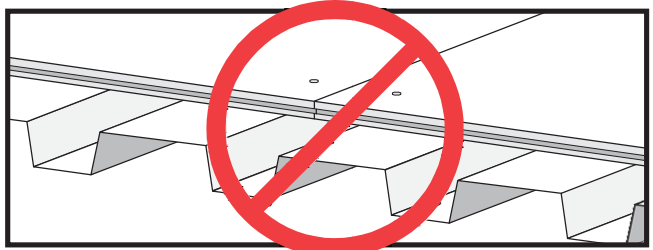
Must use screw driver/gun with operable clutch for consistent screw depth setting. For best results use stand-up screw gun.



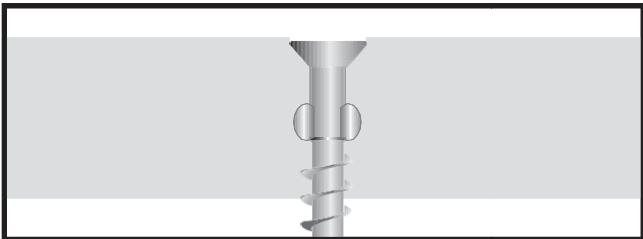
Do not use screw driver/gun with no clutch or a broken clutch.



Panels must meet on high points (ribs) of corrugated deck



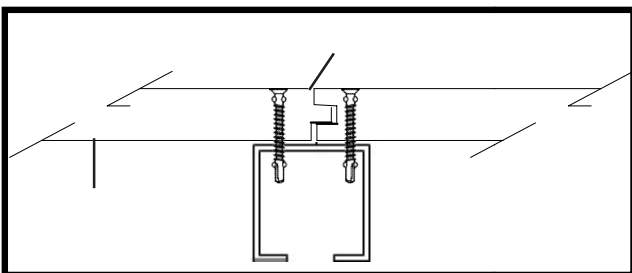
Do not place panel edges on top of corrugated deck low points (valley).



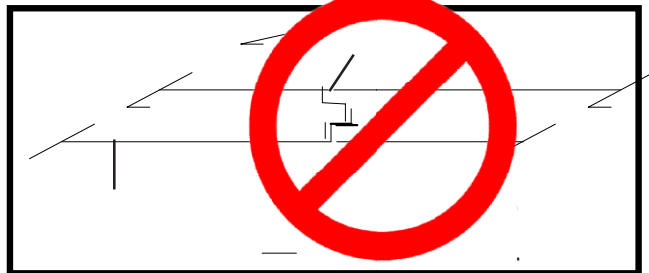
Approved screws must be placed just below the panel surface.



Do not place approved screws too high or too low in the panels



Edge should always have support



Edge should always have support (for Tongue-groove also).
No support will create over-hang effect and crack the board

FAILURE TO INSTALL ECOBOARD HDUMR® AS INSTRUCTED WILL VOID ALL WARRANTIES.

For any Queries please email to info@ecoboard.in 020-25432345 | +91 9561622518

EcoBoard HDUMR® can be directly installed over existing supports (bar joists/beams). EcoBoard is not intended for exterior applications. Panels must be kept dry in transit and storage. Panels should be stored flat in a level position. **ECOBARD PRODUCTS NOT INSTALLED IN ACCORDANCE WITH THE FOLLOWING INSTRUCTIONS WILL VOID ALL WARRANTIES.**

EcoBoard HDUMR® Installation Process:

- Begin Installation by setting a true line with a laser or transit less than 48” from one edge of the mezzanine.
- Leave a minimum of a 1/4” gap to a maximum 1/2” gap on the outer edges of EcoBoard HDUMR®
- Trim the last row of panels to allow for 1/4” to a 1/2” gap on outer edges of Panel perimeter.
- Attach panels to supports using a minimum of 16 fasteners per 13’5” x 6’ sheet. (*See figure below*) Remove panel spacers and insert between next panels.
- Stagger panels so that joints break on different supports whenever possible.
- EcoBoard HDUMR® can be installed with the long direction parallel or perpendicular to the supports.
- All panel joints should break in the middle of a support (see figure F below) and not exceed approved spans from center to center. SEE THE Quote or our manuals for **TABLES BELOW FOR WARRANTABLE SPANS** . Fasteners must be long enough to penetrate both the EcoBoard HDUMR® and the bar joists. Secure each panel with a minimum of four fasteners before installing the next panel. **DRIVE FASTENERS SO THAT THE COUNTERSUNK HEAD IS JUST BELOW THE PANEL SURFACE.**
- EcoBoard HDUMR® can be trimmed to size with ordinary power saws. Use carbide tipped blades for best results.



EcoBoard HDUMR® - Allowable Uniform Loads (based on a two span condition) and Maximum Pallet Jack k Live & Dead Load Capacity (includes weight of pallet jack) - DO NOT EXCEED Maximum and Uniform Loads

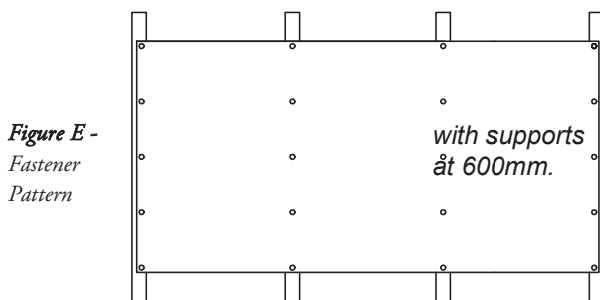
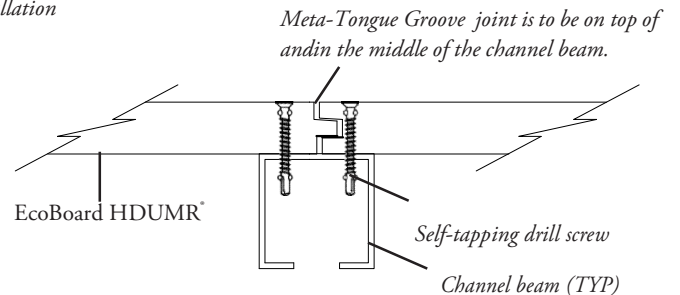


Figure F Fastening System Installation Instructions Channel Beam Installation



LIMITED WARRANTY: EcoBoard warrants that all its products are free from manufacturing defects and perfectly fit for use under normal conditions in case of any claims the liability of the company however is limited to cost of the product only. The guarantee period is 10 years from the date of invoice. If proof of purchase is unavailable, the guarantee period will apply from the date stamp on the affected EcoBoard materials.

Product suitability: EcoBoard is load bearing panel. It is intended for indoor, above ground applications in warehouses only, and is designed and manufactured to meet the service life expectations of warehouse applications based on recommended support, load, etc.

This guarantee specifically excludes the following: Soaking of Boards due to continuous water leakage from Ceiling or Water lines or any other reason. Non standard use of heavy loads beyond discussed before. Improper supports given at bottom. Transit damages.

TO MAKE A CLAIM UNDER THIS GUARANTEE, YOU MUST:

Notify EcoBoard via email info@ecoboard.in immediately that there is visible evidence of damage by sharing pics. Such notification may be sent to EcoBoard via email address or by contacting 020 25432345

Provide EcoBoard with written notice of your intention to claim under this guarantee and evidence of proof of purchase or date of supply or manufacture as well as the site address and contact details of the property owner or agent working on their behalf.

Provide EcoBoard or their nominated representative access to the property to inspect the alleged damage prior to the removal or repair of any component.

Liability: The liability of the company is limited for replacement of defective goods only. The transit and installation needs to be managed by buyer.

The 10 year Warranty will become Null & void, in case the payment terms are not honored by customer as per PO or any payment is kept pending.

The terms and conditions may change over period of time without intimation. Please check the website for latest Warranty conditions.

Liability: Where as the products manufactured are exacting standards, the nature of applicant procedure is beyond our control. While we are pleased to offer advice, we cannot guarantee the finishing results or accept liability for it. All information is provided in good faith but without warranty expressed or implied. The liability of the company is limited for replacement of defective goods(manufacturing defects) only. It is therefore necessary that prior to any commercial use you should conduct your own test to evaluate efficacy of the product under the particular condition for its intended use. Warranty: EcoBoard warrants that all its products are free from manufacturing defects and perfectly fit for use under normal conditions in case of any claims the liability of the company however is limited to cost of the product only. Note the samples on here are only indicated of the color design data patterns and texture available.

